



# ENERG

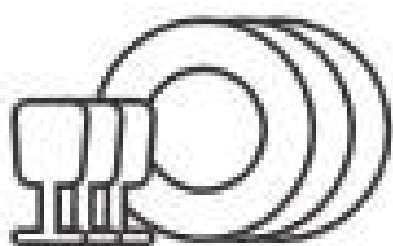


GORENJE

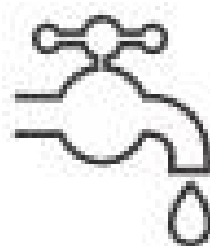
GV662D60




**85** kWh / 100



**16** x



**11** L



**3:25**



AB**C**D